

geoCentric™



geoCentric chairs provide a comfortable solution for both dedicated and multiple office task requirements. Utilizing over 20 years of proven ergonomic design and patented technologies, the geoCentric series offers the widest range of adjustability. Seat depth adjustment and ergoCentric's patented and easy-to-use 5" range back height adjustment system are standard.

Specifications

Backrest:

- 19" wide x 25" high
- Dual curve backrest
- 5" patented back height adjustment

Seat:

- 20" wide x 19" deep
- Dual density molded polyurethane foam

Multi Tilt mechanism:

- Infinite lock free float
- Independent back angle adjustment
- Adjustable spring tension
- Infinite forward tilt lock out
- 2.5" depth adjustable seat slider

Lifts:

- 125mm pneumatic lift (16.5" - 21.5")

Base & casters:

- 26" glass reinforced nylon base
- 5 dual wheel nylon carpet casters

Arms (SEE PAGE 13 FOR MORE INFORMATION):

- 4" adjustable swivel arms
- Lateral trigger adjustable swivel arms

Fabrics (SEE PAGE 14 FOR MORE INFORMATION):

- Open House



geoCentric Extra Tall Back Multi Tilt shown with Air Lumbar and Lateral Trigger Adjustable Swivel Arms (Model 1)

NAME (PRODUCT CODE)	BACKREST HEIGHT	LUMBAR SUPPORT	ARMREST	SEAT DEPTH	SEAT AND BACK LOCKS	TILT MECHANISM	UPHOLSTERING	CEILING PRICE
Extra Tall-Back, Multi Tilt + Air Lumbar + Lateral trigger adjustable swivel arms (GEO-XTB-MT-AL-TSWVLT)	High-Back	Adjustable	Height / width / swivel adjustable T-arm	Adjustable	Lockable or stoppable in multiple positions	Independently	Dual fabric	Contact us
Extra Tall-Back, Multi Tilt + Air Lumbar + 4" Adjustable Swivel Arms (GEO-XTB-MT-AL-SWVOT)	High-Back	Adjustable	Height / width / swivel adjustable T-arm	Adjustable	Lockable or stoppable in multiple positions	Independently	Dual fabric	Contact us

airCentric™



The airCentric™ combines the benefits of air flow (mesh) seating with the proven ergonomic support and comfort of foam and fabric chairs. With its full adjustability, modular design and proven ergonomic features, a variety of users are easily accommodated. The breathable back and seat are made using proprietary air flow molded foam and internal structures. The plastic back cap has air flow vents. Three- dimensional Air Knit fabric is durable and breathable. The backrest offers 5 inches of infinite back height adjustment. With a sophisticated aesthetic to compliment any office environment, foam and fabric chairs just became cool again.

Specifications

Backrest:

- 19" wide x 24" high
- Plastic back cap with airflow vents
- Proprietary airflow molded bio-based foam
- 5" patented back height adjustment

Seat:

- 20" wide x 19" deep
- Proprietary airflow molded bio-based foam

Multi Tilt mechanism:

- Infinite lock free float
- Independent back angle adjustment
- Adjustable spring tension
- Infinite forward tilt lock out
- 2.5" depth adjustable seat slider

Lifts:

- 125mm pneumatic lift (16.5" - 21.5")

Base & casters:

- 26" glass reinforced nylon base
- 5 dual wheel nylon carpet casters

Arms (SEE PAGE 13 FOR MORE INFORMATION):

- Lateral trigger adjustable swivel arms
- 4" adjustable swivel arms

Fabrics (SEE PAGE 14 FOR MORE INFORMATION):

- Air Knit
- Open House



airCentric High Back Multi Tilt shown with 4" Adjustable Swivel Arms with Oval Tube Arm Caps (Model 2)

NAME (PRODUCT CODE)	BACKREST HEIGHT	LUMBAR SUPPORT	ARMREST	SEAT DEPTH	SEAT AND BACK LOCKS	TILT MECHANISM	UPHOLSTERING	CEILING PRICE
High Back, Multi Tilt + Air Lumbar + 4" Adjustable Swivel Arms (AIR-HB-MT-AL-TSWVLT)	High-Back	Adjustable	Height / width / swivel adjustable T-arm	Adjustable	Lockable or stoppable in multiple positions	Independently	Dual breathable material	Contact us
High Back, Multi Tilt + 4" Adjustable Swivel Arms (AIR-HB-MT-SWVOT)	High-Back	Adjustable	Height / width / swivel adjustable T-arm	Adjustable	Lockable or stoppable in multiple positions	Independently	Dual breathable material	Contact us

tcentric hybrid™



The tCentric Hybrid™ series is the perfect fusion between aesthetics and the highest ergonomic standards. The minimalist design and the ergonomic features let it transform from a stylish chair that enhances any office setting to a fully ergonomic chair for the most demanding users.

Specifications

Backrest:

- 19" wide x 25" high
- Dual curve mesh back rest
- 5" of adjustable lumbar support

Seat:

- 20" wide x 19" deep
- Dual density molded polyurethane foam

Multi Tilt mechanism:

- Infinite lock free float
- Independent back angle adjustment
- Adjustable spring tension
- Infinite forward tilt lock out
- 2.5" depth adjustable seat slider

Lifts:

- 125mm pneumatic lift (16.5" - 21.5")

Base & casters:

- 26" glass reinforced nylon base
- 5 dual wheel nylon carpet casters

Arms (SEE PAGE 13 FOR MORE INFORMATION):

- Lateral trigger adjustable swivel arms
- 3" adjustable swivel arms

Fabrics (SEE PAGE 14 FOR MORE INFORMATION):

- Open House
- Backrest is upholstered in a breathable 100% polyester mesh material that meets the heavy duty rating for abrasion testing



tCentric Hybrid™ High Back Multi Tilt shown with a Lumbar Pad and 3" Adjustable Swivel Arms (Model 2)

NAME (PRODUCT CODE)	BACKREST HEIGHT	LUMBAR SUPPORT	ARMREST	SEAT DEPTH	SEAT AND BACK LOCKS	TILT MECHANISM	UPHOLSTERING	CEILING PRICE
High-Back, Multi Tilt + Lumbar Pad + Air Lumbar + Lateral Trigger Adjustable Swivel Arm + Oval Upholstered Arm Pad (t-MT-TLS-AI-TSWVLT)	High-Back	Adjustable	Height / width / swivel adjustable T-arm	Adjustable	Lockable or stoppable in multiple positions	Independently	Back breathable material / seat fabric	Contact us
High-Back, Multi Tilt + Lumbar Pad + 3" Adjustable Swivel Arm (t-MT-TLS-3SWVOT)	High-Back	Adjustable	Height / width / swivel adjustable T-arm	Adjustable	Lockable or stoppable in multiple positions	Independently	Back breathable material / seat fabric	Contact us

Saffron R



The Saffron series offers a cost-effective and comfortable solution for ergonomic task seating. Designed with all the features ergonomists demand; quality material, quality workmanship and ergonomic function – the Saffron series maximizes both health and productivity. The Saffron series offers a full range of adjustability with a 5 inch ratchet back height adjustment system.

Specifications

Backrest:

- Mid-Back - 17" wide x 19" high
- Tall-Back - 17" wide x 21" high
- High-Back - 19" wide x 25" high
- Dual curve backrest
- 5" ratchet back height adjustment

Seat:

- 20" wide x 19" deep
- Proprietary airflow molded bio-based foam

Multi Tilt mechanism:

- Infinite lock free float
- Independent back angle adjustment
- Adjustable spring tension
- Infinite forward tilt lock out
- 2.5" depth adjustable seat slider

Lifts:

- 125mm pneumatic lift (16.5" - 21.5")

Base & casters:

- 26" glass reinforced nylon base
- 5 dual wheel nylon carpet casters

Arms (SEE PAGE 13 FOR MORE INFORMATION):

- 3" adjustable T-arms
- 3" adjustable swivel arms

Fabrics (SEE PAGE 14 FOR MORE INFORMATION):

- Open House
- Air Knit



Saffron High Back Multi Tilt 2 shown with 3" Adjustable Swivel Arms with Oval Tube Arm Caps (Model 3)

NAME (PRODUCT CODE)	BACKREST HEIGHT	LUMBAR SUPPORT	ARMREST	SEAT DEPTH	SEAT AND BACK LOCKS	TILT MECHANISM	UPHOLSTERING	CEILING PRICE
Mid-Back Ratchet, Multi Tilt 2 + Airflow Seat + 3" Oval Tube Adjustable T-Arm (Saff-MBR-MT2-3ATAOT)	Standard Back	Adjustable	Height / width / adjustable T-arm	Adjustable	Lockable or stoppable in multiple positions	Independently	Dual fabric	Contact us
Tall-Back Ratchet, Multi Tilt 2 + Airflow Seat + 3" Adjustable Swivel Arm (Saff-TBR-MT2-3SWVOT)	High-Back	Adjustable	Height / width / swivel adjustable T-arm	Adjustable	Lockable or stoppable in multiple positions	Independently	Dual fabric	Contact us
High-Back Ratchet, Multi Tilt 2 + Airflow Seat + 3" Adjustable Swivel Arm (Saff-HBR-MT2-3SWVOT)	High-Back	Adjustable	Height / width / swivel adjustable T-arm	Adjustable	Lockable or stoppable in multiple positions	Independently	Dual fabric	Contact us

eCentric™

executive



The traditional design of the eCentric Executive series offers a complimentary addition for the manager or executive office. Specifically designed to provide exceptional lateral and lumbar support, the eCentric Executive chair models are designed for the ultimate experience in comfort. The eCentric Executive series is standard with 5 inches of infinite back height adjustment. Model options include different adjustment controls, with and without air lumbar, and arms.

Specifications

Backrest:

- 2" wide x 26" high
- Fully upholstered dual curve backrest
- 5" patented back height adjustment

Seat:

- 21" wide x 20" deep
- Plus size seat – 22"w x 21"d
- Dual density molded polyurethane foam

Multi Tilt mechanism:

- Infinite lock free float | independent back angle adjustment
- Adjustable spring tension
- Infinite forward tilt lock out
- 2.5" depth adjustable seat slider

Lifts:

- 125mm pneumatic lift (17.5" - 22.5") MT

Base & casters:

- 26" glass reinforced nylon base
- 5 dual wheel nylon carpet casters

Arms (SEE PAGE 13 FOR MORE INFORMATION):

- 4" adjustable swivel arms

Fabrics (SEE PAGE 14 FOR MORE INFORMATION):

- Open House



eCentric Executive Multi Tilt shown with Air Lumbar, Adjustable Headrest and 4" Adjustable Swivel Arms (Model 1)

NAME (PRODUCT CODE)	BACKREST HEADREST	LUMBAR SUPPORT	ARMREST	SEAT DEPTH	SEAT AND BACK LOCKS	TILT MECHANISM	UPHOLSTERING	CEILING PRICE
High-Back, Multi Tilt + Air Lumbar + Adjustable Headrest + 4" Adjustable Swivel Arm (e-Exec-MT-AL-AHR-SWV)	High-Back — Fixed	Adjustable	Height / width / swivel adjustable T-arm	Adjustable	Lockable or stoppable in multiple positions	Independently	Dual fabric	Contact us
High-Back 350, Multi Tilt + Plus Size Seat + Air Lumbar + Adjustable Headrest + 4" Adjustable Swivel Arm (e-Exec-Plus-350MT-AL-AHR-SWV)	High-Back — Fixed	Adjustable	Height / width / swivel adjustable T-arm	Adjustable	Lockable or stoppable in multiple positions	Independently	Dual fabric	Contact us

Armrest features

1 3" ADJUSTABLE T-ARMS

3" Adjustable T-Arms have 4" of arm height adjustment and 2" of width adjustment for multiple user requirements. Finger tip adjustment.
 Arm height from seat pan 6" to 9".
 Oval tube polyurethane arm pad 4 ½" wide by 10 ⅝" long.

2 3" ADJUSTABLE SWIVEL ARMS

Same features as the 3" Adjustable T-Arms above with the flexibility of swivel arm pads.
 Patented swivel arms rotate to accommodate multiple work angles and provide full forearm support.
 Oval tube polyurethane arm pad 4 ½" wide by 10 ⅝" long.

3 4" ADJUSTABLE TRIGGER LATERAL SWIVEL ARMS

Lateral Swivel Arms have 2" of width adjustment and 4" of arm height adjustment for multiple user requirements. Armpads have up to 3" of inward telescopic adjustment.
 Arm height from seat pan 6.5" – 10.5".
 Patented swivel arms rotate to accommodate multiple work angles and provide full forearm support

4 4" ADJUSTABLE SWIVEL ARMS

Adjustable Swivel Arms have 4" of arm height adjustment and 2" of width adjustment for multiple user requirements. Arm height from seat pan 6 ⅝" - 10 ⅝".
 Patented swivel arms rotate to accommodate multiple work angles and provide full forearm support.

5 4" ADJUSTABLE T-ARMS




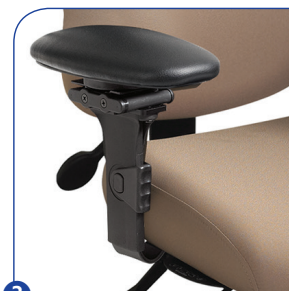

Adjustable T-arms have 2" of width adjustment and 4" of arm height adjustment for multiple user requirements. Arm height from seat pan 6" - 10"
 Oval upholstered arm cap, in Black Destiny, an engineered nytek leather match.
 Arm cap is 5" wide by 10" long.

6 ICENTRIC MESH ARMS

For fast and easy reference, our database tracks all chair specifications and customer information by serial number. This system makes reordering chairs easy and allows us to make repairs or modifications in one visit.

7 OVAL TUBE SWIVEL T-ARMS

3" Adjustable Swivel
 Arms have 3 ¾" of arm height adjustment and 2" of width adjustment for multiple user requirements. Finger tip adjustment.
 Arm height from seat pan 6 ¼" - 10"
 Oval tube polyurethane arm pad 4 ½" wide by - 10 ⅝" long.
 Patented swivel arms rotate to accommodate multiple work angles and provide full forearm support for all keyboard and mouse tasks.



Upholstery selection

ergoCentric offers a variety of fabrics that are highly durable and meet heavy duty abrasion rub tests. Our upholsteries meet or exceed the fabric requirements. We have included a sample of colours available for the complete selection and fabric specifications visit ergocentric.com/SA/fabric or scan the QR code below.

Open House

A Terratex® fabric from True Textiles and offered by ergoCentric Seating Systems, Open House seating upholstery is made from 100% recycled or compostable material using increasingly sustainable manufacturing practices to produce a high quality product that is recyclable at the end of its useful life. With an abrasion rating of 250,000 double rubs, Open House exceeds the heavy duty rating for abrasion resistance.



Asteroid



Onyx




Red Delicious



Midnight



Straw



Green Apple



Thistle

Air Knit

The Air Knit fabric is a durable, three-dimensional fabric that provides optimal breathability while its cushioned softness offers long lasting comfort. One hundred percent polyester mesh Air Knit is available in four different colours.



Brown



Navy



Black



Charcoal

This is a sample of the fabric colour selection. For the current and complete colour options visit our website at ergocentric.com/SA/fabric or scan the QR code.



Federal government supply agreement warranty

Office 10 year warranty

ergoCentric Seating Systems hereby warrants all of its Office Seating products against defects and functional failure of materials for 10 years from the date of purchase as long as the chair is in use by the original purchaser, including: the pneumatic lift, mechanisms, arms, foam, fabric and mesh (breathable material).

The tCentric Hybrid™ Mesh Upholstery and the iCentric backrest structure and mesh upholstery are also warranted for ten years from the date of purchase. For all COM fabrics, warranty coverage shall be as specified by the fabric manufacturer. These warranties shall not apply to any products which must be replaced because of normal wear and tear, negligence, abuse or accident, shipping damage, or product use other than in accordance with written instructions and warnings. ergoCentric makes no warranty that any of its products are suitable for any particular purpose and makes no other warranties, expressed or implied, other than those set forth herein. In no event shall ergoCentric be liable in either tort or contract for any loss or direct, special, incidental, consequential or exemplary damages. This warranty is based on an eight hour work day only for users weighing up to 280 lbs (127 kg).

Warranty claims

ergoCentric will repair or replace any product or materials, covered by this warranty, found to be defective or inferior within the warranted period. This warranty includes the cost of labor and shipping. Claims are to be made directly to ergoCentric or to the authorized dealer from whom the chairs were purchased. Product or materials for which a claim has been made, must be made available for inspection by an authorized ergoCentric representative.

Limit of warranty

These manufacturer's warranties shall be valid only during the term of these warranties; and while the products herein warranted are in the possession of the original purchaser. The original purchaser shall mean the party which first purchased the products for its own use whether from ergoCentric or an authorized ergoCentric dealer.

10 YEARS*

- Original Purchaser
- Defects and functional failure of materials up to a weight of 280 lbs.
- Including:
 - > Frame, mechanisms, pneumatic lift, arms, foam, Open House and mesh (breathable material) fabric**
 - > Bariatric Guest Chair up to a weight of 450 lbs.
 - > iCentric Mesh backrest structure
 - > tCentric Hybrid™ Mesh Upholstery

*Includes labor costs

** For all COM fabrics, warranty coverage shall be as specified by the fabric manufacturer